

Mental Health Gateway Services

Health Overview and Scrutiny Committee July 2016

Dr Jean Jenkins
Clinical Director and GP



National Context; Implications for NHS South Cheshire CCG



The Five Year Forward View Mental Health Taskforce:

public engagement findings



A report from the independent Mental Health Taskforce to the NHS in England
September 2015



What is the health need in South Cheshire? (mild to moderate mental health)

- In South Cheshire 17,720 people a year expected to experience low level mental health needs
- Improving Access to Psychological Therapies (IAPT) target are expected to work with 2,658 (15%) of this group
- This leaves a gap in provision for over 15,000 people



Current Services in NHS South Cheshire CCG

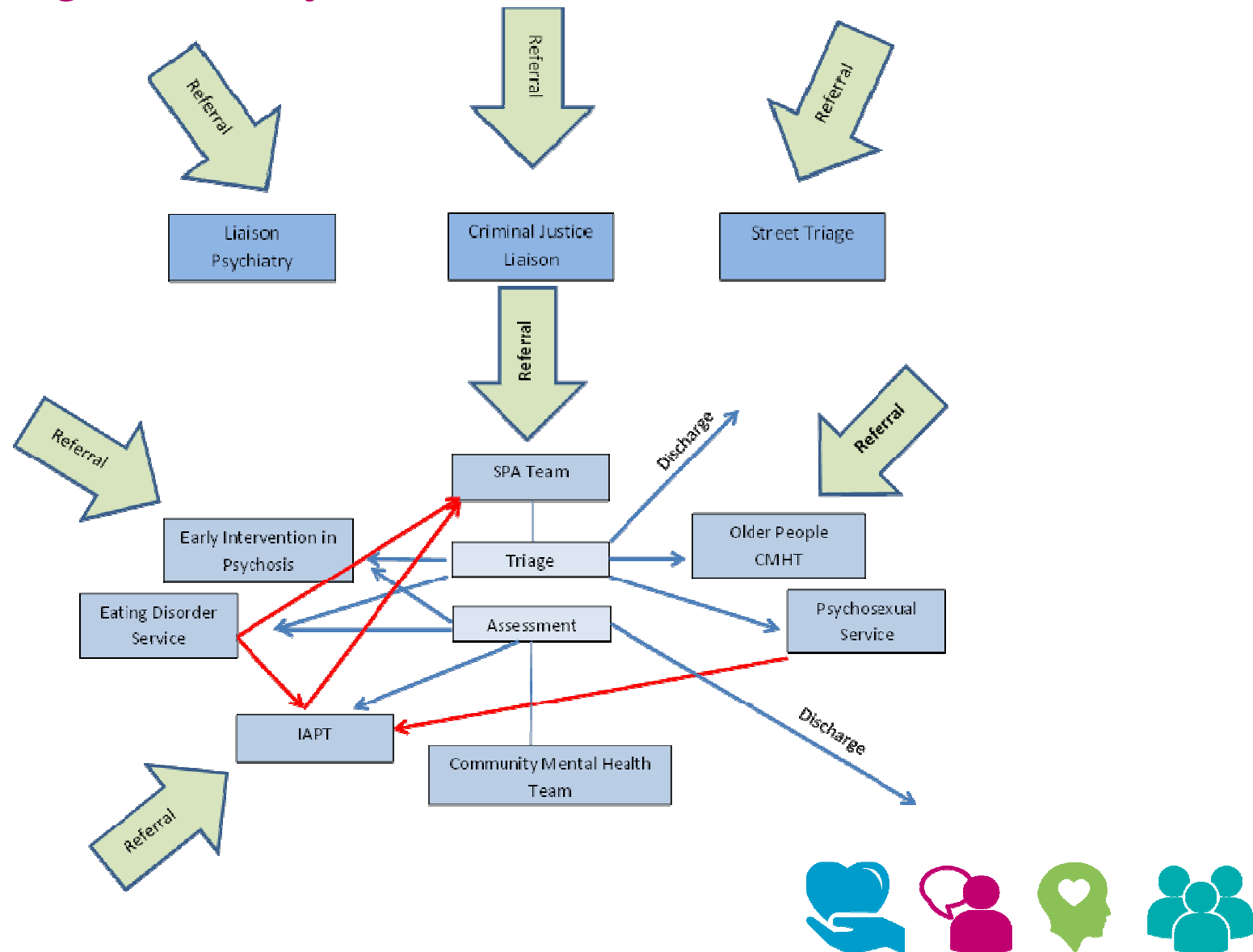


What was available in South Cheshire?

- Mental Health IAPT services providing “Talking Therapies” for the treatment of specific mild – moderate mental health difficulties
- Secondary Care specialist Mental Health services designed for people experiencing severe Mental Health difficulties often of an enduring nature
- Limited primary care support resulting in people not receiving appropriate treatment resulting in pressures on all part of the health and social care system



Existing Pathways



The South Cheshire Single Point of Access (SPA) team

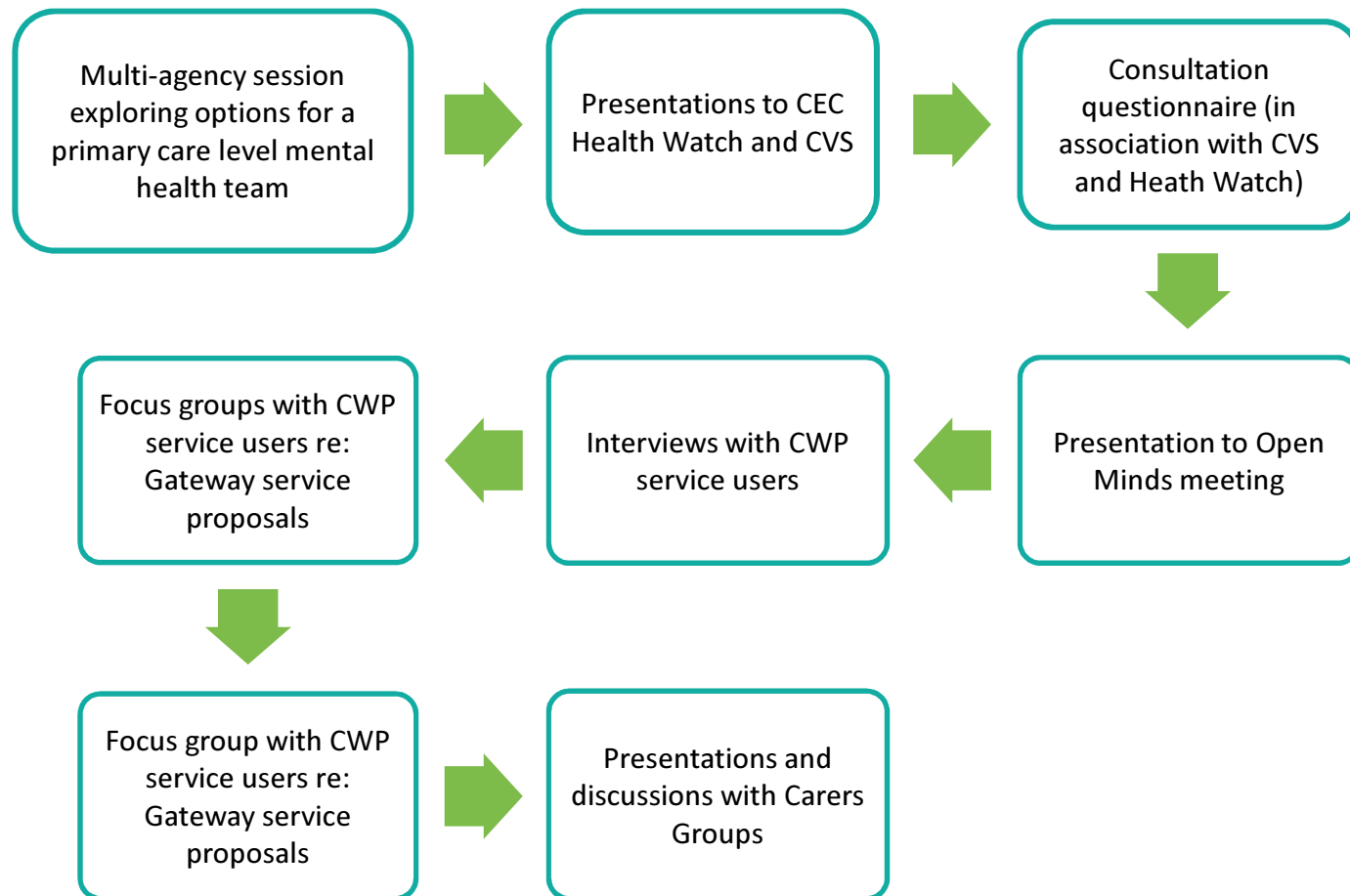
- The SPA team is currently the point of access to **secondary care mental health services**
- It was developed as part of a Community Service redesign by Cheshire and Wirral Partnership Trust in 2013 in conjunction with Cheshire East Council
- Aims to provide assessment and if required a brief intervention for people with a severe mental illness who didn't need on-going care coordination within the community team
- It was designed to have staff available to respond promptly to people in crisis



Service Development: 12 months Extensive Engagement



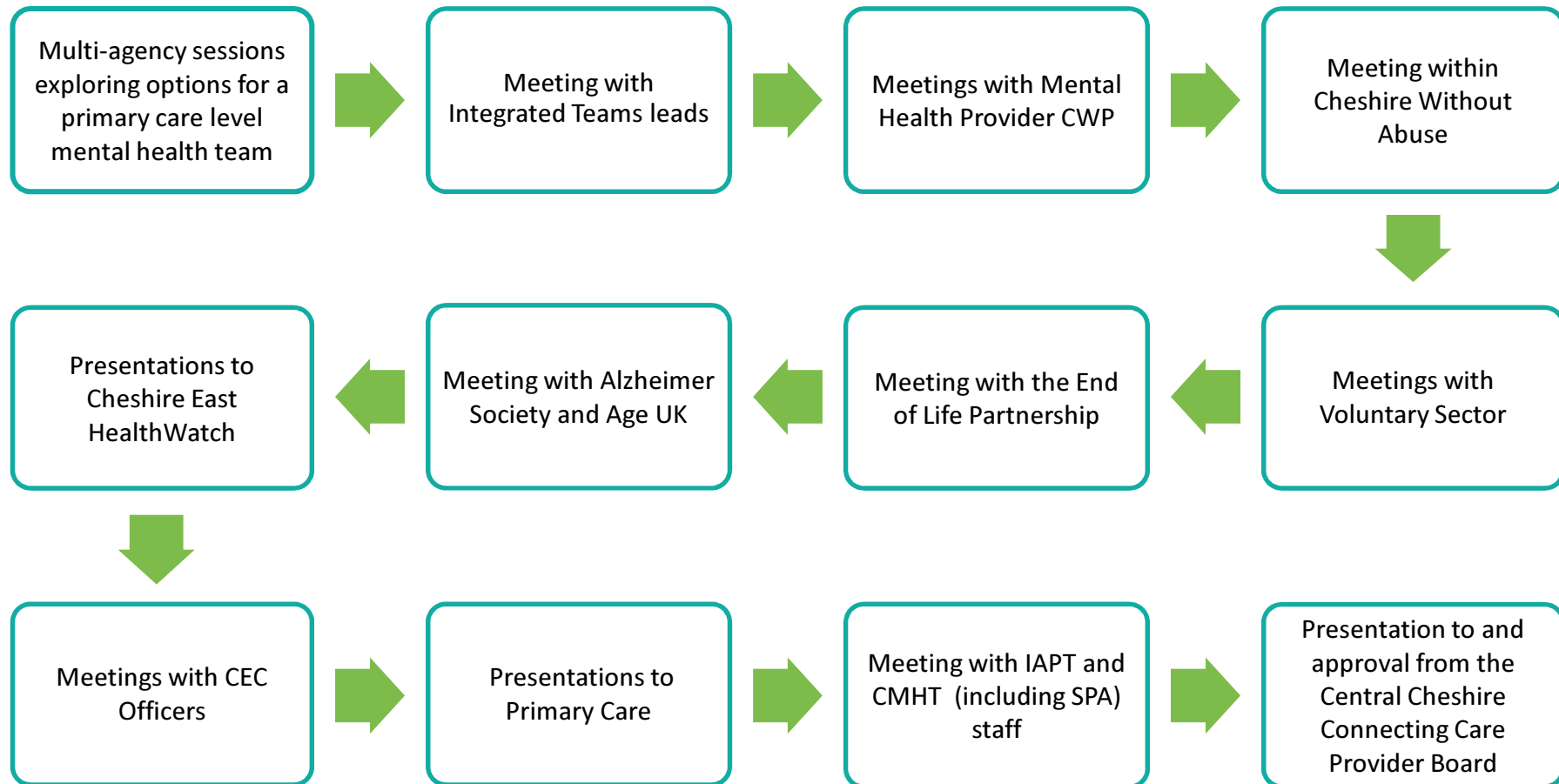
Extensive service user consultation and engagement



Service user feedback...



Gateway Model Development



New Models of Care



NHS South Cheshire CCGs' Mental Health Gateway Service

- Operates in Primary Care
- Is for people suffering from a mild – moderate mental health difficulty;
- Meets the needs of a group of people whose mental health difficulties are not of the severity to access already commissioned services;
- Acts as a single point of access for referrers and patients for easier navigation of the 'system' that includes statutory and third sector agencies.

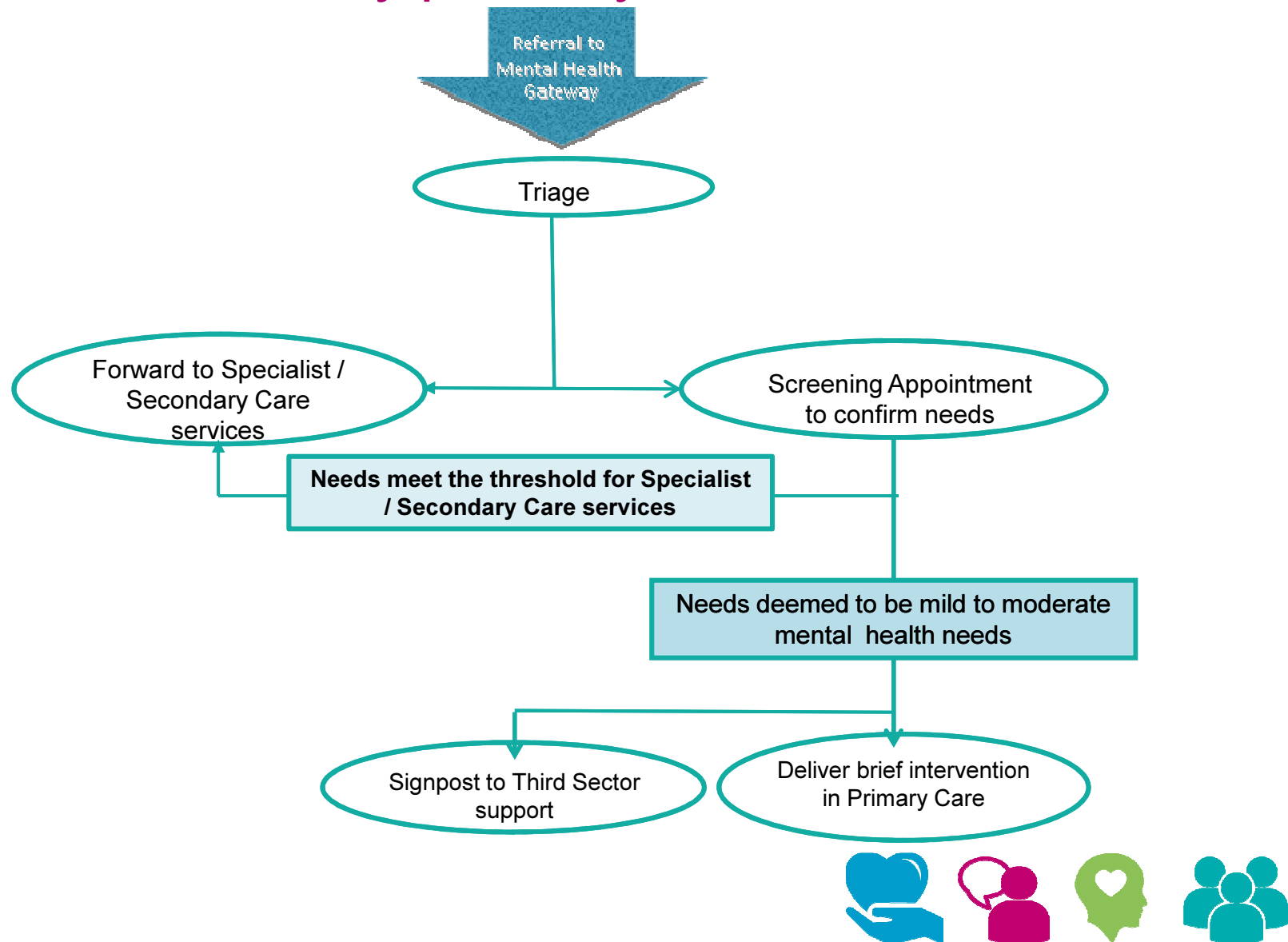


South Cheshire's Mental Health Gateway Service

- The team is part of primary care; there are no access criteria and no thresholds and no referral back.
- Has a nurse linked to each Primary Care Peer Group
- Provides a single point of referral; is inclusive, patient defined and patient centred.
- Passes referrals identified for other services (i.e SPA) on within 2 hours
- Provides a goal focused assessment and Signposts to third sector agencies; or provides a package of brief intervention



The New Gateway pathway



Mental Health Gateway service

- Connecting Care principle of right care, right place right time
- Proportionate assessments of need in both physical and mental health
- Care managed as close to home as possible.
- Parity of esteem and reducing stigma.
- On-going commitment to develop integrated services with Cheshire East Council

